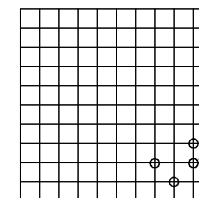
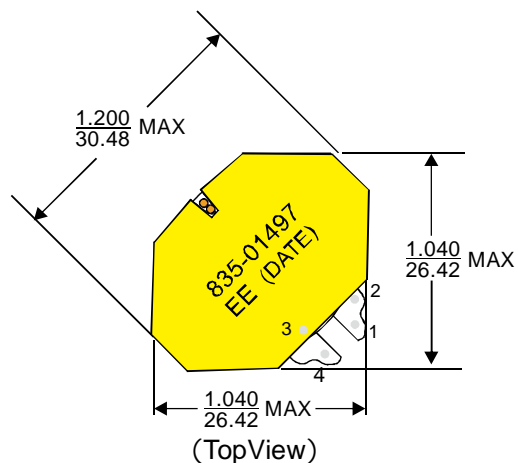


REVISIONS			
REV.	DESCRIPTION	ECN NO.	DATE
01	FIRST RELEASE FOR RFQ#A2020-15249	N/A	04/10/20

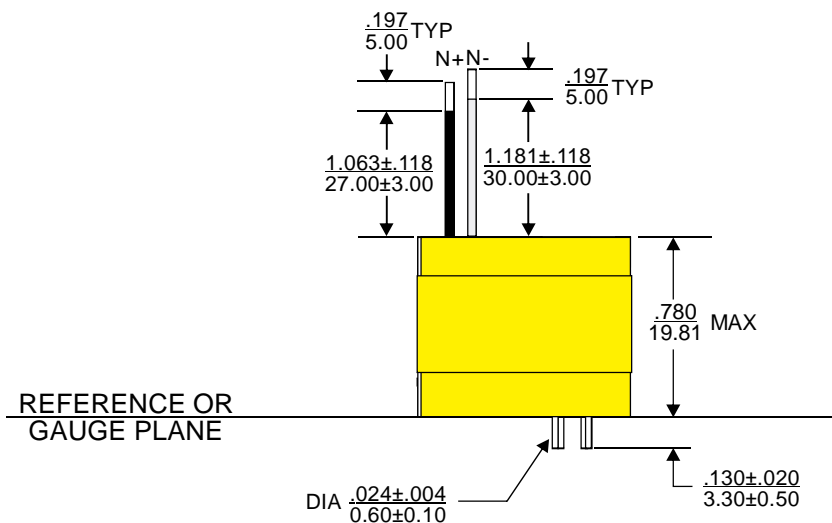
PAGE X IS FOR INTERNAL ONLY

PART NUMBER		PART DESCRIPTION		TITLE																														
835-01497F		RoHS compliant per EU Directive (EU) 2015/863.		PXFM, FLYBACK, RM10, 500uH, 61W, TH, 4PIN																														
<p align="center">WARNING !</p> <p>ALL SHEETS OF THIS DOCUMENT ARE CONTROLLED DOCUMENTATION AND ARE NOT TO BE RELEASED OUTSIDE OF E&E OR ITS SUB-CONTRACTORS WITHOUT AUTHORIZATION.</p>		UNLESS OTHERWISE SPECIFIED, DIMENSIONS ARE IN INCH/mm.		E & E Magnetic Products Ltd.																														
		TOLERANCE ARE:		DRAWING NO./MODEL																														
		<table border="0"> <tr> <td>INCH</td> <td>mm</td> <td>ANGLE</td> </tr> <tr> <td>.XXX ± .005</td> <td>.XX ± .13</td> <td>X.X ± 0.3</td> </tr> <tr> <td>.XX ± .02</td> <td>.X ± .5</td> <td>X. ± 1</td> </tr> </table>		INCH	mm	ANGLE	.XXX ± .005	.XX ± .13	X.X ± 0.3	.XX ± .02	.X ± .5	X. ± 1	<table border="0"> <tr> <td>APPROVALS</td> <td>DATE</td> </tr> <tr> <td>DRAWN BY</td> <td></td> </tr> <tr> <td>P.NI</td> <td>04/10/20</td> </tr> <tr> <td>PROJ. ENG</td> <td></td> </tr> <tr> <td>P.NI</td> <td>04/10/20</td> </tr> <tr> <td>APPROVED BY</td> <td></td> </tr> <tr> <td>J.YANG</td> <td>04/10/20</td> </tr> <tr> <td>Q.A.</td> <td></td> </tr> <tr> <td>W.ZHANG</td> <td>04/10/20</td> </tr> </table>		APPROVALS	DATE	DRAWN BY		P.NI	04/10/20	PROJ. ENG		P.NI	04/10/20	APPROVED BY		J.YANG	04/10/20	Q.A.		W.ZHANG	04/10/20	REV	
		INCH	mm	ANGLE																														
		.XXX ± .005	.XX ± .13	X.X ± 0.3																														
.XX ± .02	.X ± .5	X. ± 1																																
APPROVALS	DATE																																	
DRAWN BY																																		
P.NI	04/10/20																																	
PROJ. ENG																																		
P.NI	04/10/20																																	
APPROVED BY																																		
J.YANG	04/10/20																																	
Q.A.																																		
W.ZHANG	04/10/20																																	
<p align="center">835-01497F</p>		01																																
SCALE		PAGE		OF																														
DO NOT SCALE		1		4																														



DIA: $\frac{.039+.004/-0.000}{1.00+0.10/-0.00}$ x8

PIN LAYOUT, 0.100" GRID (TOP VIEW)



MECHANICAL OUTLINE



E & E Magnetic Products Ltd.

DRAWING NO./MODEL

835-01497F

REV

01

SCALE

DO NOT SCALE

PAGE

2

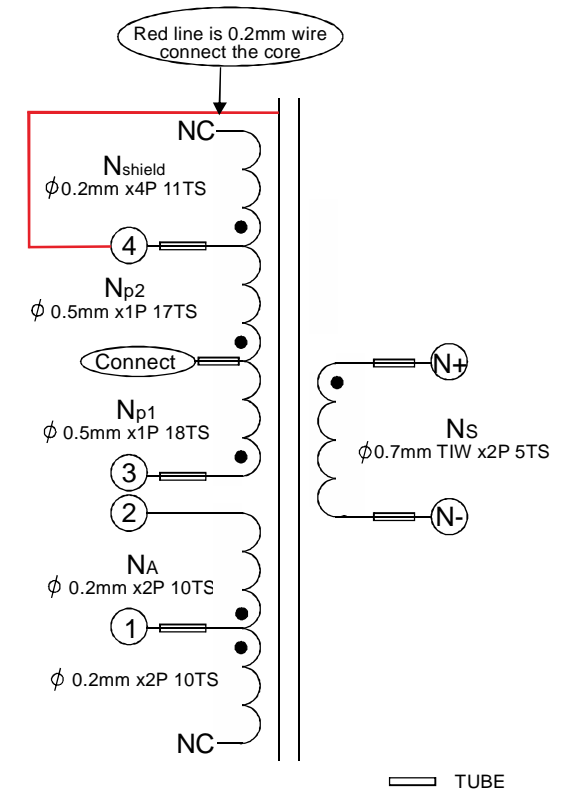
OF

4

1. Dimension are specified in $\frac{\text{inches}}{\text{mm}}$ with higher precedence in mm.
2. Unless otherwise specified, all tolerance are $\pm \frac{.010}{0.25}$.
3. "(DATE)" includes at least the manufacturing date code (in YYWW format) plus manufacturing site code.

ELECTRICAL SPECIFICATION @25°C:

PARAMETERS	UNIT	LIMITS
Turns Ratio(3 - 4) : (N+ - N-) : (1 - 2)	-	7 : 1 : 2 ± 2%
Polarity	-	Per Schematic
Ls(3-4)@100kHz, 1Vrms	uH	500+/-10%
LL(3-4), short other windings@100kHz, 1Vrms	uH	0.28 TYP
LL(3-4), short pin1,2@100kHz, 1Vrms	uH	0.55 TYP
DCR(3-4)	mΩ	108 TYP
DCR(N+ - N+)	mΩ	7.23 TYP
DCR(1-2)	mΩ	156 TYP
HIPOT(1,2,3,4):(N+ - N-), 5mA, 1min	Vrms	3000



SCHEMATIC

4. Operating temperature range: -40°C to +125°C. The part temperature (ambient temperature + temperature rise) should not exceed the upper limit of the operating temperature under worst case operating conditions. Circuit design, component placement, PWB trace size and thickness, airflow and other cooling provisions all affect the part temperature. Part temperature should be verified in the end application.



E & E Magnetic Products Ltd.

DRAWING NO./MODEL

835-01497F

REV

01

SCALE

DO NOT SCALE

PAGE

3

OF

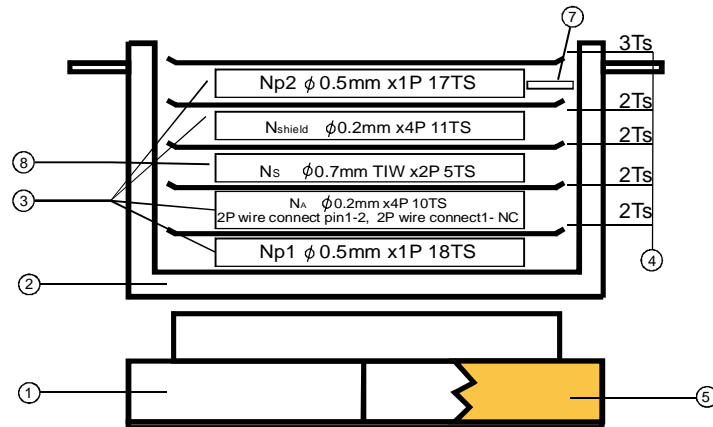
4

MATERIAL USAGE AND WINDING CONSTRUCTION

(1) Materials.

No.	Item	Material name or Description	Thickness of one layer	Layer	UL file No.	Manufacture
1	Core	Ferrite	----	----	----	TDG/DMEGC/MAGSOURCE
2	Bobbin	T375J/T355J	0.79mm/0.62mm	----	E59481	CHANG CHUN PLASTICS CO LTD
		PM-9630/PM-9820	0.40mm/0.43mm	----	E41429	SUMITOMO BAKELITE CO LTD
		LCP4008/5008	0.30mm	----	E54705	SUMITOMO CHEMICAL CO LTD
3	Wire	Magnet wire (180°C)	----	----	E63382/E258243	ELEKTRISOLA INC
			----	----	E174837	JUNG SHING WIRE CO., LTD
			----	----	E32638	ESSEX
			----	----	E344738	ZHAO XIN YUAN ELECTRONICS TECHNOLOGY CO., LTD
4	Interleave Tape	Temperature class B (130°C or over)	----	----	E1950	3M
5	Out Wrapping Tape	Temperature class H (180°C or over)	----	----	E17385	3M
6	Varnish	BC359	----	----	E317427	John C Dolph
		T-4260(a)	----	----	E228349	SUZHOU TAIHU INSULATION MATERIAL
7	Tube	Teflon Tube (150°C)	----	----	E338209	DONGGUAN CITY CHANGJIE METALS & PLASTIC PRODUCTS CO.,LTD or equivalent
8	Insulated wire	Triple insulated wire (150°C)	----	----	E206198	Rubadue wire or equivalent

(2) WINDING CONSTRUCTION



Safety Distances	
Primary to Second	N/A
Primary to Core	N/A
Second to Core	N/A



E & E Magnetic Products Ltd.

DRAWING NO./MODEL

835-01497F

REV

01

SCALE

DO NOT SCALE

PAGE

4

OF

4